



## **YEAR ONE - BIBLE OVERVIEW**

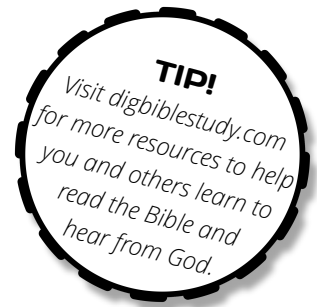
**Bible Diggers Leader Booklet**

[digbiblestudy.com](http://digbiblestudy.com)



version 1.2 (10/31/2018)

© Jason Hudson 2018



## License Info

**Thank you for supporting our DIG ministry** by purchasing the Bible Diggers for Kids curriculum.

The purchase of this curriculum grants you a *Site-Wide License*.

What does this mean? You may use and copy this material in the following ways:

- A new license must be purchased for each site/location (one for church, one for school, one for Bible club, one for home, etc.)
- The license grants permission to reproduce as many as needed for each site/location. (For example, buy one license and make 20 copies for leaders at church. Buy another license to make more copies for Bible club, etc.)
- The license has no end date. Once purchased, the site is granted permission to use indefinitely.
- The license may not be transferred to a new buyer unless they are connected to the site at which the curriculum was purposed to be used at originally.
- You may download updated versions of the same curriculum to use at the same site/location without purchasing a new license.

We appreciate your compliance with the license as it helps us be able to continue the DIG ministry.

To purchase additional Site-Wide Licenses, please visit [digbiblestudy.com](http://digbiblestudy.com).

For questions regarding the license or the curriculum, please contact us at [info@digbiblestudy.com](mailto:info@digbiblestudy.com).





# LEADERS GUIDE

Welcome to **Bible Diggers**, where **We DIG the Bible!** You are an important part of leading youth towards Jesus. Thank you!

Teaching uses the **DIG Bible Study Method**. DIG consists of 3 easy steps for learning God's word:

1. **Details** (notice words in the passage)
2. **Interwoven** (read the passage again)
3. **God** (what did we learn about God in the Bible today?)

Each week of Bible Diggers instruction is divided into two main sessions. The DIG steps will be broken down within these sessions in the following way:

**Big Group Session** – 15 minutes (led by another facilitator)

**D**



**Small Group Session** – 20 minutes (led by you + assistant)

**I**



**G**



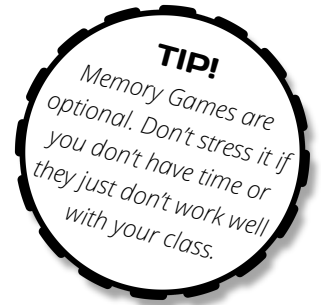
**Include creative learning aids** to help bring it to their level of understanding, such as:

- illustrative stories
- small games
- pictures or illustrations

Be sure to give positive reinforcement when kids have great insight and correct answers. Additionally, if a child gives a wrong answer, gently steer the whole class toward the true understanding. The best way to do this is to go directly to the words in the Bible passage. Be lively, genuine, and interesting. Mostly, **lean on Jesus to help you**, so definitely pray, pray, pray!


By the end of the evening, both the kids *and you* should have gained a greater understanding of God and His word by being Bible Diggers!





# Memory Games

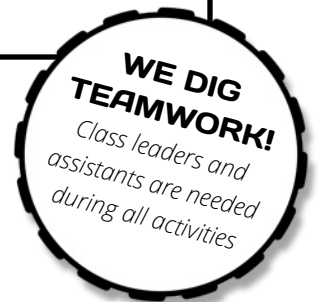
The following Memory Games are provided to help during the Small Group Session in order to review what was learned earlier in the evening during the Big Group Session's study of the Details. These can be adjusted to fit your needs, or feel free to come up with your own!

1. **Photographic Memory:** Write on the white board as many Details the class can remember from the Big Group Session...Challenge them to remember them all! If you took a picture of the whiteboard during the D session, you can check them with the picture you took.
2. **Pictorama:** Using Details from the D session, draw pictures on the whiteboard to see if the class can guess what the words are. You may also have volunteers from the class take turns drawing.
3. **Praying Man.** Remember the game hangman? At Bible Diggers we play Praying Man with words from the passage. Invite volunteers to choose words and lead as well. For younger kids, simply play by asking, "Can anyone remember a word that starts with [certain letter]?" 
4. **Character Line-Up:** On a whiteboard, list characters from the story on one side and their actions/traits on the other side. Have volunteers draw lines connecting the characters to their correct action/trait details.
5. **Easter Egg Anytime:** Before kids enter the classroom, write various words on sheets of paper (one per sheet). Crumple the sheets of paper and hide them like Easter eggs. After all are found, have kids open the sheets to reveal words.
6. **Voice Box:** Jot different voice-types on pieces of paper (robotic, mouse, sloooooow-motion, etc.). Fold the paper pieces and mix in a box, hat or bag. Volunteers draw a piece of paper and share a Detail using the silly voice.
7. **Sweet Tooth:** Write first letter of Detail words on the lower section of lollipops. Hold as bouquet, and have kids randomly choose a lollipop. Challenge the kids to provide a Detail starting with the same letter.
8. **Annnnd...Action!:** Play charades by giving volunteers a word. Without talking or making noise, they must perform using gestures as clues while the class guesses what the word is.
9. **Pie On My Mind:** Draw a simple circle and pretend it's a pie, and draw enough pieces of pie for each kid in the class. Then try to fill each piece of pie with a detail they recall from the story.
10. **Letter-by-Letter:** Choose a detail from the story. Write the first letter on the whiteboard and see if the class can guess. If not, add letters one- by-one until guessed correctly. For younger ages, simply use sounds instead.



# BIBLE DIGGERS SCHEDULE

|                             |               |   |                         |                            |                           |
|-----------------------------|---------------|---|-------------------------|----------------------------|---------------------------|
|                             | 7:00 - 7:05pm | <b>Opening Session</b><br>All Kids PreK - 5th |                         |                            |                           |
| <b>Big Group Sessions</b>   | 7:05 - 7:20pm | <b>D</b><br>PreK - 1st                        |                         | <b>Crafts</b><br>2nd - 5th |                           |
|                             | 7:20 - 7:40pm | <b>Crafts</b><br>PreK - 1st                   |                         | <b>D</b><br>2nd - 5th      |                           |
| <b>Small Group Sessions</b> | 7:40 - 8:00pm | <b>I + G</b><br>PreK                          | <b>I + G</b><br>K - 1st | <b>Games</b><br>2nd - 5th  |                           |
|                             | 8:00 - 8:20pm | <b>Games</b><br>PreK - 1st                    |                         | <b>I + G</b><br>2nd - 3rd  | <b>I + G</b><br>4th - 5th |
|                             | 8:20 - 8:30pm | <b>Closing Session</b><br>All Kids PreK - 5th |                         |                            |                           |





# Week 1 – The Bible Is Our Guide

**Scripture:** Psalm 119:105

**Key Verse:** Psalm 119:105 "Your word is a lamp to my feet and a light to my path."

## BIG GROUP SESSION

### Details

While the passage is being read during the big group session, write down some **key words** you notice. These include names, places, verbs, adjectives...any detail:



## SMALL GROUP SESSION

### Interwoven

Quickly review the Details from the passage. *Optional Memory Game:* write on the white board as many Details the class can remember from the Big Group Session...Challenge them to remember them all! If you followed the tip above, you can check them with the picture you took. (3-5 minutes)

Re-read the passage to review how the Details are Interwoven **together as a story**. (3-5 minutes)



### God

Ask the class what the Bible story is teaching us **about God**. (10 minutes)

If needed, help with these starters:

1. God's Word is true
2. God's Word shows us the right way in life
- 3.

*Illustrative story:* Share a personal story about a time when the only way you could find your way was to turn on a light, spot a light in the distance, or otherwise illuminate a dark place. (Remember to eventually **bring the point back to God**, how His Word is the true lamp that guides our way)



## Week 2 – God Creates and Cares

**Scripture:** Genesis 2:1-25

**Key Verse:** Genesis 1:1 *"In the beginning, God created the heavens and the earth."*

### BIG GROUP SESSION

#### Details

While the passage is being read during the big group session, write down some **key words** you notice. These include names, places, verbs, adjectives...any detail:



### SMALL GROUP SESSION

#### Interwoven

Quickly review the Details from the passage. *Optional Memory Game:* Play "Pictionary" with the Detail words, drawing pictures and seeing if the class can guess what the words are. You may also have volunteers from the class draw. (3-5 minutes)

Re-read the passage to review how the Details are Interwoven **together as a story**. (3-5 minutes)



#### God

Ask the class what the Bible story is teaching us **about God**.

If needed, help with these starters:

1. God created everything
2. God gives instructions for us to follow
3. God loves and cares for what He has made

*Illustrative story:* Share a personal story about a time you made something — a craft, a project, a gift, etc. Relate how you cherished what you made: It was precious and you wanted to take care of it. (Remember to **bring the point back to God**, how He created us and cares for us.)

#### TIP!

Since we learn God cares for us, use that as a bridge into the class' closing prayer time.



## Week 3 – Adam and Eve Sin

**Scripture:** Genesis 3 (particularly Genesis 3:1-13, 20-24)

**Key Verse:** Romans 6:23 *"For the wages of sin is death, but the free gift of God is eternal life in Christ Jesus our Lord"*

### BIG GROUP SESSION

#### Details

While the passage is being read during the big group session, write down some **key words** you notice. These include names, places, verbs, adjectives...any detail:



### SMALL GROUP SESSION

#### Interwoven

Quickly review the Details from the passage. *Optional Memory Game:* Play hangman with words from the passage. Invite volunteers to choose words and lead as well. For younger kids, simply play by asking, "Can anyone remember a word that starts with [certain letter]?" (3-5 minutes)

Re-read the passage to review how the Details are Interwoven **together as a story**. (3-5 minutes)



#### God

Ask the class what the Bible story is teaching us **about God**.

If needed, help with these starters:

1. God said sin would cause death
2. God cannot be in friendship with sinners
3. God's plan forgives sins to make us His friends again

*Illustrative Object:* Take a bite from an apple. Yum! Touch the bitten area to some dirt (use crushed Oreos or graham crackers, but pretend it's real). Ask someone to bite now. Icky! Now rinse/wipe the apple and bite again. **(Bring the point back to God, He forgives, cleans and befriends us)**

#### TIP!

Praise kids when they share great insights & answers...it may help increase their desire to engage.





## Week 4 – Abel Killed By Cain

**Scripture:** Genesis 4:1-16

**Linked Verse:** Genesis 2:17 “...but of the tree of the knowledge of good and evil you shall not eat, for in the day that you eat of it you shall surely die.”

### BIG GROUP SESSION

#### Details

While the passage is being read during the big group session, write down some **key words** you notice. These include names, places, verbs, adjectives...any detail:



### SMALL GROUP SESSION

#### Interwoven

Quickly review the Details from the passage. *Optional Memory Game:* On a whiteboard, list characters from the story on one side and their actions/traits on the other side. Have volunteers draw lines connecting the characters to their correct action/trait details. (3-5 minutes)

Re-read the passage to review how the Details are Interwoven **together as a story**. (3-5 minutes)



#### God

Ask the class what the Bible story is teaching us **about God**.

If needed, help with these starters:

1. God knows our spiritual heart
2. God told us sin would cause death
3. God's story continues toward Jesus, who saves us from death.

*Illustrative Story:* Share about a close family member or friend who has passed away. Relate a story or experience that highlights the special relationship you had and the tragedy of losing them.  
(**Bring the point back to God**...He told us sin causes death, but Jesus died to save us from death)





## Week 5 – Noah and the Flood

**Scripture:** Genesis 6:9-10,13-14,17-19,21-22; 7:7,10,18,23-24; 8:1,3-4,6-13,18-19; 9:8,11,13-15

**Linked Verse:** 1 Peter 3:20 "...God's patience waited in the days of Noah, while the ark was being prepared, in which a few, that is, eight persons, were brought safely through water."

### BIG GROUP SESSION

#### Details

While the passage is being read during the big group session, write down some **key words** you notice. These include names, places, verbs, adjectives...any detail:



### SMALL GROUP SESSION

#### Interwoven

Quickly review the Details from the passage. *Optional Memory Game:* Before kids enter the classroom, write various words on sheets of paper (one per sheet). Crumple the sheets of paper and hide them like Easter eggs. After all are found, have kids open the sheets to reveal words.

Re-read the passage to review how the Details are Interwoven **together as a story**.



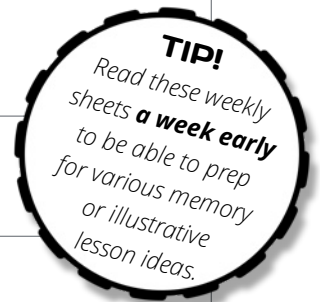
#### God

Ask the class what the Bible story is teaching us **about God**.

If needed, help with these starters:

1. God keeps His promises
2. God is in control of all things
3. God loves to save people

*Illustrative Object:* Make a small cross out of wood (toothpicks, popsicle sticks, etc) and string, rubber bands or glue. Float the cross in a bowl of water like the ark. **(Bring the point back to God.** Like the ark, He saves people by them trusting on the cross of Jesus. Belief = getting on)





# Week 6 – Tower of Babel

**Scripture:** Genesis 9:1,28-29; 11:1-9

**Linked Verse:** Genesis 9:7 "[God said,] And you, be fruitful and multiply, teem on the earth and multiply in it."

## BIG GROUP SESSION

### Details

While the passage is being read during the big group session, write down some **key words** you notice. These include names, places, verbs, adjectives...any detail:



## SMALL GROUP SESSION

### Interwoven

Quickly review the Details from the passage. *Optional Memory Game:* Jot different voice-types on pieces of paper (robotic, mouse, sloooooow-motion, etc.). Fold the paper pieces and mix in a hat or bag. Volunteers draw a piece of paper and share a Detail using the silly voice. (3-5 minutes)

Re-read the passage to review how the Details are Interwoven **together as a story**. (3-5 minutes)



### God

Ask the class what the Bible story is teaching us **about God**.

If needed, help with these starters:

1. God cannot be reached by a tower, rocket, or ladder.
2. God caused the people to spread out like He had commanded
3. God sends us to tell about Jesus

*Illustrative Story:* Share about the highest place you've been...on a plane, mountaintop, skyscraper, etc. Describe the beauty of God's big world at that height but how you could not see God Himself any better. **(Bring the point back to God. God is best seen through Jesus and His Word)**





# Week 7 – Abraham Offers Isaac

**Scripture:** Genesis 21:1-3; 22:1-14

**Linked Verse:** Romans 8:32 "[God] who did not spare His own Son but gave [Jesus] up for us all, how will He not also with [Jesus] graciously give us all things?"

## BIG GROUP SESSION

### Details

While the passage is being read during the big group session, write down some **key words** you notice. These include names, places, verbs, adjectives...any detail:



## SMALL GROUP SESSION

### Interwoven

Quickly review the Details from the passage. *Optional Memory Game:* Write first letter of Detail words on the lower section of lollipops. Hold as bouquet, and have kids randomly choose a lollipop. Challenge the kids to provide a Detail starting with the same letter. (3-5 minutes)

Re-read the passage to review how the Details are Interwoven **together as a story**. (3-5 minutes)



### God

Ask the class what the Bible story is teaching us **about God**.

If needed, help with these starters:

1. God is the great Provider
2. God provided a ram instead of Isaac
3. God provided Jesus as a sacrifice for our sins instead of us

*Illustrative Story:* Share how you came to faith in Christ. Include details about how you heard the truth, how you realized you were a needy sinner, and how the Lord moved you to trust Him for forgiveness through the sacrifice of Christ. (**Bring the point back to God.** He died. We believe.)





# Week 8 – Moses’ Birth & Adoption

**Scripture:** Exodus 2:1-10

**Linked Verse:** Psalm 121 *“The Lord will keep you from all evil; he will keep your life. The Lord will keep your going out and your coming in from this time forth and forevermore.”*

## BIG GROUP SESSION

### Details

While the passage is being read during the big group session, write down some **key words** you notice. These include names, places, verbs, adjectives...any detail:



## SMALL GROUP SESSION

### Interwoven

Quickly review the Details from the passage. *Optional Memory Game:* Play “Pictionary” with the Detail words, drawing pictures and seeing if the class can guess what the words are. You may also have volunteers from the class draw. (3-5 minutes)

Re-read the passage to review how the Details are Interwoven **together as a story**. (3-5 minutes)



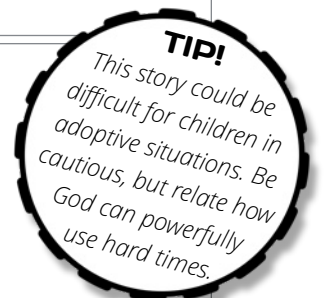
### God

Ask the class what the Bible story is teaching us **about God**.

If needed, help with these starters:

1. God protected Moses in a hard situation
2. God was preparing a plan to rescue Israel with Moses
- 3.

*Illustrative Story:* Share at time when you experienced a hard, seemingly unbearable circumstance and yet God worked in the midst of the situation to protect, rescue, and grow the faith of you or someone else. **(Bring the point back to God.** He desires to protect, rescue and grow us.)





# Week 9 – The Burning Bush

**Scripture:** Exodus 3:1-15,19-20; 4:10-15,17-20

**Linked Verse:** Psalm 105:26-27 "He sent Moses, his servant, and Aaron, whom he had chosen. They performed his signs among them and miracles in the land of Ham [Egypt]."

## BIG GROUP SESSION

### Details

While the passage is being read during the big group session, write down some **key words** you notice. These include names, places, verbs, adjectives...any detail:



## SMALL GROUP SESSION

### Interwoven

Quickly review the Details from the passage. *Optional Memory Game:* Have the kids create their own sign language symbols for details, such as burning bush, mountain of God, Pharaoh, staff, afraid, etc. (3-5 minutes)

Re-read the passage to review how the Details are Interwoven **together as a story**. (3-5 minutes)



### God

Ask the class what the Bible story is teaching us **about God**.

If needed, help with these starters:

1. God rescues
2. God was not created Himself ("I AM" means "to exist")
3. God fulfills His promises

*Illustrative Story:* Share a time when you were driving or walking in darkness and saw a well lit sign giving you hope your destination was ahead. (**Bring the point back to God.** He desires to give us confidence in the promise He has made to rescue us from the slavery of sin and death.)



# Week 10 – The Passover Lamb

**Scripture:** Exodus 12:1-13,29-32,50-51

**Linked Verse:** John 1:29 *"The next day [John the Baptist] saw Jesus coming toward him, and said, 'Behold, the Lamb of God, who takes away the sin of the world!'"*

## BIG GROUP SESSION

### Details

While the passage is being read during the big group session, write down some **key words** you notice. These include names, places, verbs, adjectives...any detail:



## SMALL GROUP SESSION

### Interwoven

Quickly review the Details from the passage. *Optional Memory Game:* Play hangman with words from the passage. Invite volunteers to choose words and lead as well. For younger kids, simply play by asking, "Can anyone remember a word that starts with [certain letter]?" (3-5 minutes)

Re-read the passage to review how the Details are Interwoven **together as a story**. (3-5 minutes)



### God

Ask the class what the Bible story is teaching us **about God**.

If needed, help with these starters:

1. God is more powerful than any country, king, bully, Satan or evil
2. God rescued His people as He promised
3. God gives Jesus' blood as the sign of salvation over us

*Illustrative Object:* Open an umbrella over your head to show how rain "passes over" you. **(Bring the point back to God.** Describe how Jesus' blood is our spiritual umbrella when we believe in His death for our sins, causing judgement and death to pass over us and to stand clean and alive.)





# Week 11 – Crossing the Red Sea

**Scripture:** Exodus 14:5-31

**Linked Verse:** Psalm 106:9,12 *"He rebuked the Red Sea, and it became dry, and he led them through the deep as through a desert...Then they believed his words; they sang his praise."*

## BIG GROUP SESSION

### Details

While the passage is being read during the big group session, write down some **key words** you notice. These include names, places, verbs, adjectives...any detail:



## SMALL GROUP SESSION

### Interwoven

Quickly review the Details from the passage. *Optional Memory Game:* Play charades by giving volunteers a word. Without talking or making noise, they must perform using gestures as clues while the class guesses what the word is. (3-5 minutes)

Re-read the passage to review how the Details are Interwoven **together as a story**. (3-5 minutes)



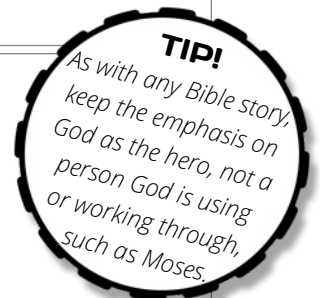
### God

Ask the class what the Bible story is teaching us **about God**.

If needed, help with these starters:

1. God's mighty power over creation
2. God uses miracles to confirm His Word and promises to us
3. God is faithful, so we can put our faith in Him for everything

*Prayer Application:* Relate the Red Sea to overwhelming obstacles in our life, both physical (sickness, bullies, etc.) and spiritual (sin, Satan, fears). Ask for prayer requests and pray together for God's provision and deliverance. (**Bring the point back to God.** His goal = our growing belief).







# Week 12 – The 10 Commandments

**Scripture:** Exodus 20:1-21

**Linked Verse:** Romans 3:21-22 *"But now the righteousness of God has been manifested apart from the law...the righteousness of God through faith in Jesus Christ for all who believe."*

## BIG GROUP SESSION

### Details

While the passage is being read during the big group session, write down some **key words** you notice. These include names, places, verbs, adjectives...any detail. Plus, for this lesson it may be helpful to write the 10 Commandments mentioned in order:



## SMALL GROUP SESSION

### Interwoven

Quickly review the Details from the passage. *Optional Memory Game:* Write the Roman numerals for one through 10 (I, II, III, IV...). See how many of the 10 commandments the kids can remember from the passage. Fill in blanks while you re-read the passage during this step. (3-5 minutes)

Re-read the passage to review how the Details are Interwoven **together as a story**. (3-5 minutes)



### God

Ask the class what the Bible story is teaching us **about God**.

If needed, help with these starters:

1. God and His commands are to be respected and followed
2. God desires we love Him and others (Matthew 22:34-39)
3. God sent Jesus to save since we couldn't live laws perfectly

*Illustrative Game:* Play "Simon Says" (please do not change the game to "Jesus/God Says"). Without telling them, use Simon commands to eventually lead them toward you or a prize (lollipops?) and non-Simon commands to lead away. (**Bring the point back to God.** God's laws guide to Jesus).





# Week 13 – The Fall of Jericho

**Scripture:** Joshua 6:1-25

**Linked Verse:** 2 Corinthians 10:4 *"For the weapons of our warfare are not of the flesh but have divine power to destroy strongholds."*

## BIG GROUP SESSION

### Details

While the passage is being read during the big group session, write down some **key words** you notice. These include names, places, verbs, adjectives...any detail.



## SMALL GROUP SESSION

### Interwoven

Quickly review the Details from the passage. *Optional Memory Game:* Write each detail on a separate 3x5 notecard. Challenge them to see how many cards they can total. Save the cards to be used during the *Illustrative Object* lesson below. (3-5 minutes)

Re-read the passage to review how the Details are Interwoven **together as a story**. (3-5 minutes)



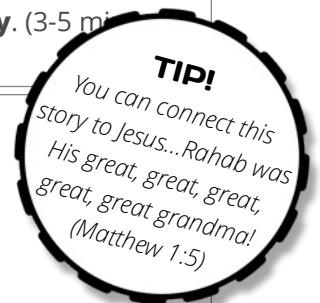
### God

Ask the class what the Bible story is teaching us **about God**.

If needed, help with these starters:

1. God is present in our spiritual warfare (signified by the ark)
2. God has divine power to destroy strongholds (sinful habits, etc.)
- 3.

*Illustrative Object:* Using the notecards from the *Memory Game* above (optionally, use playing cards), carefully construct a house of cards. Have kids blow down the house. **(Bring the point back to God.** Relate God's divine power to the invisible breath blowing the house over).





# Week 14 – Sampson the Judge

**Scripture:** Judges 15:20; 16:4-30

**Linked Verse:** Psalm 4:3 *"But know that the Lord has set apart the godly for himself; the Lord hears when I call to him."*

## BIG GROUP SESSION

### Details

While the passage is being read during the big group session, write down some **key words** you notice. These include names, places, verbs, adjectives...any detail.



## SMALL GROUP SESSION

### Interwoven

Quickly review the Details from the passage. *Optional Memory Game:* Draw a simple circle and pretend it's a pie, and draw enough pieces of pie for each kid in the class. Then try to fill each piece of pie with a detail they recall from the story. (3-5 minutes)

Re-read the passage to review how the Details are Interwoven **together as a story**. (3-5 minutes)



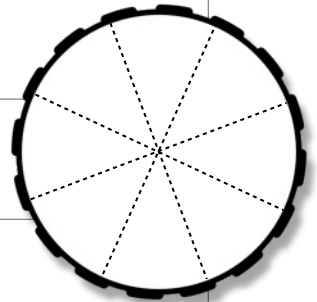
### God

Ask the class what the Bible story is teaching us **about God**.

If needed, help with these starters:

1. God sets us apart ("consecrates") for Him and His purposes
2. God will not fail us, even when we have failed Him
3. God expects us to keep our vows

*Illustrative Story:* Share about a time in your life when you tried to rely on your own strength, how it failed, and how God restored you to trusting and obeying Him. (**Bring the point back to God.**)





# Week 15 – Naomi and Ruth

**Scripture:** Ruth 1:1-22

**Linked Verse:** Ruth 4:13,17 *"So Boaz took Ruth, and she became his wife...and she bore a son...They named him Obed. He was the father of Jesse, the father of [King] David."*

## BIG GROUP SESSION

### Details

While the passage is being read during the big group session, write down some **key words** you notice. These include names, places, verbs, adjectives...any detail.



## SMALL GROUP SESSION

### Interwoven

This week, try combining the review of Details with the Interwoven step by passing out crayons/ markers and paper for kids to draw key words they remember while you **re-read the story**. (3-5 minutes)



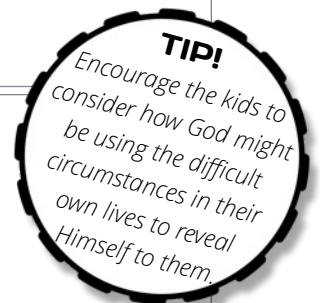
### God

Ask the class what the Bible story is teaching us **about God**.

If needed, help with these starters:

1. God cares for all people, including widows and social outsiders.
2. God's plan can be trusted even when circumstances seem bad.
3. God used Ruth and Boaz to bring King David and Jesus Christ.

*Illustrative Lesson:* Have a child stand outside the door and knock. Have the teacher open the door and invite the child to join the group. (**Bring the point back to God.** God even invites outsiders in to love and serve both Him and others...because He loved and served us first. — 1 John 4:19)





# Week 16 – David and Goliath

**Scripture:** 1 Samuel 17:2-11;31-51

**Linked Verse:** Psalm 20:7-8 *"Some trust in chariots and some in horses, but we trust in the name of the Lord our God. They collapse and fall, but we rise and stand upright."*

## BIG GROUP SESSION

### Details

While the passage is being read during the big group session, write down some **key words** you notice. These include names, places, verbs, adjectives...any detail.



## SMALL GROUP SESSION

### Interwoven

Quickly review the Details from the passage. *Optional Memory Game:* Choose a detail from the story. Write the first letter on the whiteboard and see if the class can guess. If not, add letters one-by-one until guessed correctly. For younger ages, simply use sounds instead. (3-5 minutes)

Re-read the passage to review how the Details are Interwoven **together as a story**. (3-5 minutes)



### God

Ask the class what the Bible story is teaching us **about God**.

If needed, help with these starters:

1. God's Name is powerful and protects His people.
2. God is the hero of every story.
3. God is able to help overcome seemingly giant obstacles.

*Illustrative Drama:* Select two volunteers to dramatize David and Goliath as you re-read verses 43-50. Be very exaggerated, using dramatic voices when quoting the characters. **(Bring the point back to God.** David clearly says it was the Name of the Lord Almighty that would win the fight.)





# Week 17 – Esther and Jews Saved

**Scripture:** Esther 5:1-3,7-8; 7:1-6,9-10

**Linked Verse:** Proverbs 18:10 *"The name of the Lord is a strong tower; the righteous man runs into it and is safe."*

## BIG GROUP SESSION

### Details

While the passage is being read during the big group session, write down some **key words** you notice. These include names, places, verbs, adjectives...any detail.



## SMALL GROUP SESSION

### Interwoven

Quickly review the Details from the passage by asking what names the kids remember from the story. (2 minutes)

Re-read the passage to review how the Details are Interwoven **together as a story**. (3-5 minutes)



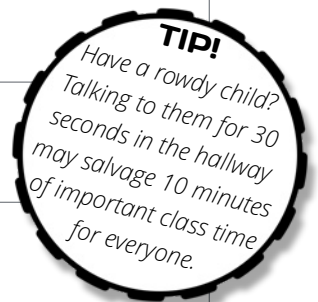
### God

Ask the class what the Bible story is teaching us **about God**.

If needed, help with these starters:

1. God desires to protect His people.
2. God puts us in places and positions to help others.
- 3.

**Illustrative Object:** Place a large bowl upside-down on your head to pretend it's a crown. Remove the crown and pretend to use it to feed someone who is very hungry. **(Bring the point back to God.** We use what God gives us to help others in need to hear and experience God's love and





# Week 18 – Jews Return From Exile

**Scripture:** Ezra 1:1-2:1

**Linked Verse:** Isaiah 44:28 “[The Lord], who says of Cyrus, ‘He is my shepherd, and he shall fulfill all my purpose’; saying of Jerusalem, ‘She shall be built,’ and of the temple, ‘Your foundation shall be laid.’”

## BIG GROUP SESSION

### Details

While the passage is being read during the big group session, write down some **key words** you notice. These include names, places, verbs, adjectives...any detail.



## SMALL GROUP SESSION

### Interwoven

Quickly review the Details from the passage. If time permits, feel free to use a memory game to help remember.

Re-read the passage to review how the Details are Interwoven **together as a story**. (3-5 minutes)



### God

Ask the class what the Bible story is teaching us **about God**.

If needed, help with these starters:

1. God stirs our hearts to accomplish His desires.
2. God's Word and promises will always be perfectly fulfilled.
- 3.

*Illustrative Story:* Share a story about a time God stirred in your heart to do or say something.

**(Bring the point back to God.** What was God doing in the situation to draw your heart closer to Himself while also accomplishing what He desired in the particular circumstances?)





# Week 19 – Birth of Jesus Christ

**Scripture:** Matthew 1:17-25

**Linked Verse:** Isaiah 7:14 *"Therefore the Lord himself will give you a sign. Behold, the virgin shall conceive and bear a son, and shall call his name Immanuel."*

## BIG GROUP SESSION

### Details

While the passage is being read during the big group session, write down some **key words** you notice. These include names, places, verbs, adjectives...any detail.



## SMALL GROUP SESSION

### Interwoven

Quickly review the Details from the passage. If time permits, feel free to use a memory game to help remember.

Re-read the passage to review how the Details are Interwoven **together as a story**. (3-5 minutes)



### God

Ask the class what the Bible story is teaching us **about God**.

If needed, help with these starters:

1. Jesus is God, sent to be with us — Immanuel = God with us.
2. Jesus was sent to save people from their sins.
3. God foretold Jesus would come, and it did!

*Illustrative Lesson:* Have everyone pretend to hold a baby in their arms. Have them ask their babies to help them make dinner, do their homework, or clean their room. Silly! (**Bring the point back to God.** How would God use baby Jesus to save from sin and death if their babies can't help at all?)







# Week 20 – Teaching of Jesus Christ

**Scripture:** Luke 10:25-37

**Linked Verse:** Mark 1:22 *"The people were amazed at his teaching, because [Jesus] taught them as one who had authority, not as the teachers of the law."*

## BIG GROUP SESSION

### Details

While the passage is being read during the big group session, write down some **key words** you notice. These include names, places, verbs, adjectives...any detail.



## SMALL GROUP SESSION

### Interwoven

Quickly review the Details from the passage. If time permits, feel free to use a memory game to help remember.

Re-read the passage to review how the Details are Interwoven **together as a story**. (3-5 minutes)



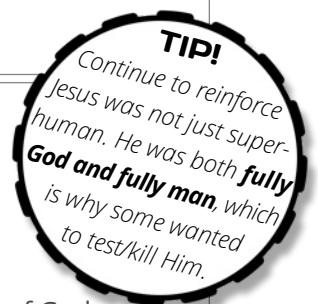
### God

Ask the class what the Bible story is teaching us **about God**.

If needed, help with these starters:

1. Jesus was a teacher who spoke with the authority of God.
2. God wants us to love Him and others — even enemies.
3. We've been shown mercy by God, and we share His mercy, too.

**Illustrative Object:** Pass out a bandaid to each child and ask the class why we use them (**Bring the point back to God.** Jesus' words full of authority and power, so they could heal our hearts from sin and disobedient ways. However, some people reject His teaching, like rejecting heart bandaids.)





# Week 21 – Miracles of Jesus Christ

**Scripture:** Luke 18:35-43

**Linked Verse:** Acts 2:22 *"Jesus of Nazareth, a man attested to you by God with mighty works and wonders and signs that God did through him in your midst, as you yourselves know —"*

## BIG GROUP SESSION

### Details

While the passage is being read during the big group session, write down some **key words** you notice. These include names, places, verbs, adjectives...any detail.



## SMALL GROUP SESSION

### Interwoven

Quickly review the Details from the passage. If time permits, feel free to use a memory game to help remember.

Re-read the passage to review how the Details are Interwoven **together as a story**. (3-5 minutes)



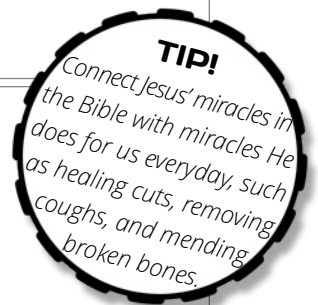
### God

Ask the class what the Bible story is teaching us **about God**.

If needed, help with these starters:

1. Jesus was the Son of David = Jesus was rightful King.
2. Jesus heals our bodies and our spiritual hearts.
3. Jesus is powerful, good, merciful and deserving of worship.

*Illustrative Stories:* Have the class share stories of miracles Jesus has done for them personally. Begin with your own to help start. (**Bring the point back to God.** Jesus accomplishes miracles because He wants to show He is God, that He loves us, and to encourage us to love Him back.)





# Week 22 – The Death of Jesus

**Scripture:** Matthew 27:27-54

**Linked Verse:** John 3:16 *“For God so loved the world, that he gave his only Son, that whoever believes in him should not perish but have eternal life.”*

## BIG GROUP SESSION

### Details

While the passage is being read during the big group session, write down some **key words** you notice. These include names, places, verbs, adjectives...any detail.



## SMALL GROUP SESSION

### Interwoven

Quickly review the Details from the passage. If time permits, feel free to use a memory game to help remember.

Re-read the passage to review how the Details are Interwoven **together as a story**. (3-5 minutes)



### God

Ask the class what the Bible story is teaching us **about God**.

If needed, help with these starters:

1. Jesus is our Passover Lamb, taking the punishment for our sin.
2. Because of our sin, the Father turned away from Jesus.
3. Jesus' death proved to many witnesses He was the Son of God.

*Illustrative Illustration:* Draw a stick figure. Place a red X over the figure to show the punishment we deserve for sin. Draw a new stick figure with a lamb over the top. Place an X over the lamb. Who is now spared from wrath? (**Bring the point back to God**. God's wrath "Passed-over" onto Jesus)





# Week 23 - Jesus' Resurrection

**Scripture:** Matthew 28:1-10

**Linked Verse:** 2 Corinthians 5:15 *"...he died for all, that those who live might no longer live for themselves but for him who for their sake died and was raised."*

## BIG GROUP SESSION

### Details

While the passage is being read during the big group session, write down some **key words** you notice. These include names, places, verbs, adjectives...any detail.



## SMALL GROUP SESSION

### Interwoven

Quickly review the Details from the passage. If time permits, feel free to use a memory game to help remember.

Re-read the passage to review how the Details are Interwoven **together as a story**. (3-5 minutes)



### God

Ask the class what the Bible story is teaching us **about God**.

If needed, help with these starters:

1. Jesus rose again, just as He and the Scriptures had promised.
2. God even has power over death, proven by the resurrection.
3. Since Jesus is God, He should be worshipped as the risen King!

*Illustrative Object:* Bring a dead bug or worm. Have the class do their best to revive it...sprinkle magic glitter, drip a pretend potion, wave a wand, etc. **(Bring the point back to God.** Only God has the power to give life AND to resurrect life.)





# Week 24 – The Church Begins

**Scripture:** Acts 2:1-8, 12-15, 36-42

**Linked Verse:** Acts 1:5 "...John baptized with water, but you will be baptized with the Holy Spirit not many days from now."

## BIG GROUP SESSION

### Details

While the passage is being read during the big group session, write down some **key words** and **phrases** you notice. These include names, places, verbs, adjectives...any detail.



## SMALL GROUP SESSION

### Interwoven

Quickly review the Details from the passage. If time permits, feel free to use a memory game to help remember.

Re-read the passage to review how the Details are Interwoven **together as a story**. (3-5 minutes)



### God

Ask the class what the Bible story is teaching us **about God**.

If needed, help with these starters:

1. Jesus sent the Holy Spirit just as He and the Scriptures promised.
2. The Holy Spirit lives inside of every true believer.
3. Jesus' true followers are considered His Body...the Church.

**Illustrative Object:** Have a flashlight with dead/no batteries and ask a volunteer to turn it on. Place new batteries inside and ask the volunteer to try again. Why does it work now? (**Bring the point back to God**. The Spirit is put in every Christian to guide, empower, and give life — even kids!)



# Week 25 – The Church Ministers

**Scripture:** Acts 3:1-16

**Linked Verse:** Acts 1:8 *“But you will receive power when the Holy Spirit has come upon you, and you will be my witnesses in Jerusalem and in all Judea and Samaria, and to the end of the earth.”*

## BIG GROUP SESSION

### Details

While the passage is being read during the big group session, write down some **key words** you notice. These include names, places, verbs, adjectives...any detail.



## SMALL GROUP SESSION

### Interwoven

Quickly review the Details from the passage. If time permits, feel free to use a memory game to help remember.

Re-read the passage to review how the Details are Interwoven **together as a story**. (3-5 minutes)



### God

Ask the class what the Bible story is teaching us **about God**.

If needed, help with these starters:

1. There is power in the Name of Jesus.
2. Jesus heals bodies, often to help us fully believe in Him, too.
3. Jesus uses the Church to bring Good News about Him to people.

*Illustrative Object:* Give a paper cup to each child. Open a bottle of water and give a little to each to taste. (**Bring the point back to God.** Jesus gives Christians new life, and others get to taste how good He is when we share it with them through our words and actions.)





# Week 26 – Paul’s Conversion

**Scripture:** Acts 8:3; 9:1-19

**Linked Verse:** 1 Timothy 1:16 NIV *“I was shown mercy so that in me, the worst of sinners, Christ Jesus might display his unlimited patience as an example for those who would believe on him and receive eternal life.”*

## BIG GROUP SESSION

### Details

While the passage is being read during the big group session, write down some **key words** you notice. These include names, places, verbs, adjectives...any detail.



## SMALL GROUP SESSION

### Interwoven

Quickly review the Details from the passage. If time permits, feel free to use a memory game to help remember.

Re-read the passage to review how the Details are Interwoven **together as a story**. (3-5 minutes)



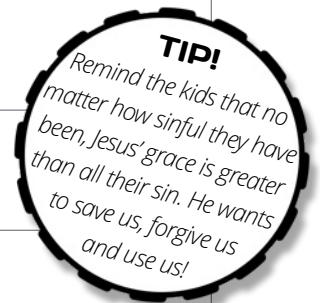
### God

Ask the class what the Bible story is teaching us **about God**.

If needed, help with these starters:

1. God can save and will forgive the worst of sinners.
2. Jesus uses believers to share the Good News about Himself.
3. Jesus said people persecuted Him & will persecute His followers.

*Illustrative Story:* Share with the class the moment Jesus revealed Himself to you, and you believed. Ask if some of them would like to share their testimony, too. (**Bring the point back to God.** God is at work to save us by revealing Jesus’ saving sacrifice, amazing grace, and cleansing power.)





# Week 27 – The Return of Jesus

**Scripture:** 1 Thessalonians 4:13-18

**Linked Verse:** Revelation 22:7 *“And behold, I am coming soon. Blessed is the one who keeps the words of the prophecy of this book.”*

## BIG GROUP SESSION

### Details

While the passage is being read during the big group session, write down some **key words** you notice. These include names, places, verbs, adjectives...any detail.



## SMALL GROUP SESSION

### Interwoven

Quickly review the Details from the passage. If time permits, feel free to use a memory game to help remember.

Re-read the passage to review how the Details are Interwoven **together as a story**. (3-5 minutes)



### God

Ask the class what the Bible story is teaching us **about God**.

If needed, help with these starters:

1. Jesus will come to resurrect and rescue His people.
2. Jesus gives His people eternal life and will be with them forever.
3. The Lord's word is true and He told these things to encourage us.

*Illustrative Story:* Share a story about how excited you were for someone to come visit — maybe your grandma or a friend. (**Bring the point back to God.** For Christians, Jesus' return is very exciting because He's not just coming back to visit...He's coming to take us home with Him forever!)

